

TECHNICAL SPECIFICATIONS



Zypho® transfers heat from the shower's wastewater (40°) to the incoming cold mains (10°) supply. This preheated water (up to 23°) is then directed to either the shower mixer, the water heater or preferably both - reducing energy consumption up to 40% - Improving Energy Efficiency. Every three showers, two are for free.

Zypho® iZi has several installation options - see range - with efficient waste trap filters.

The Zypho® iZi requires minimal maintenance and can be installed in new or retrofitted buildings.

iZi VERSIONS

HIGH FLOW

Zypho® iZi 30 High Flow



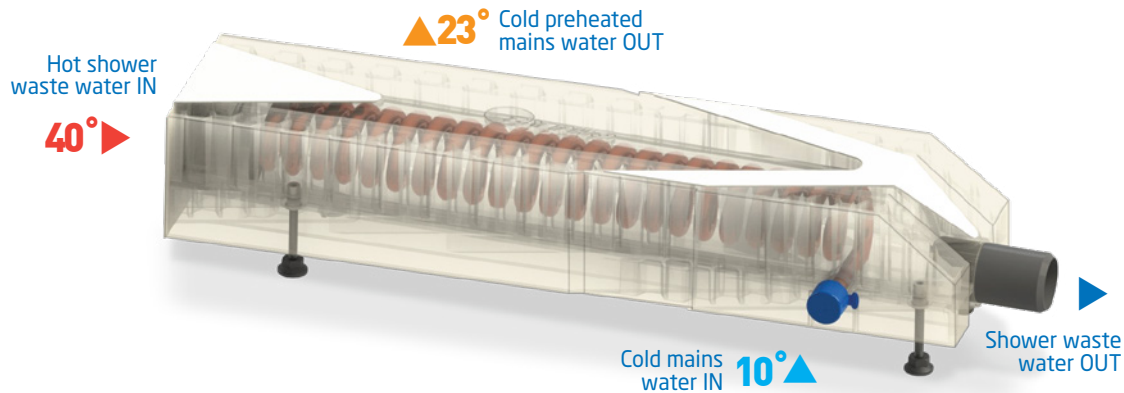
ECO SHOWER

Zypho® iZi 40 Eco Shower



izi
30
HIGH FLOW

izi
40
ECO SHOWER



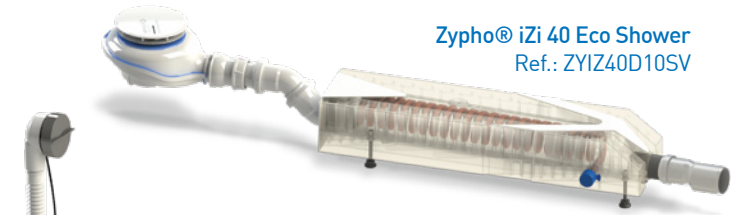
PATENT (PCT054506)

ZYPHO® iZi RANGE

Shower tray

Zypho® iZi 30 High Flow
Ref.: ZYIZ30D10SV

Zypho® iZi 40 Eco Shower
Ref.: ZYIZ40D10SV



Bathtub


Zypho® iZi 30 High Flow
Ref.: ZYIZ30D10BV



Linear Drain

Zypho® iZi 30 High Flow
Ref.: ZYIZ30D10L7 / 8 / 9

Zypho® iZi 40 Eco Shower
Ref.: ZYIZ40D10L7 / 8 / 9



Square Drain

Zypho® iZi 30 High Flow
Ref.: ZYIZ30D10L1

Zypho® iZi 40 Eco Shower
Ref.: ZYIZ40D10L1

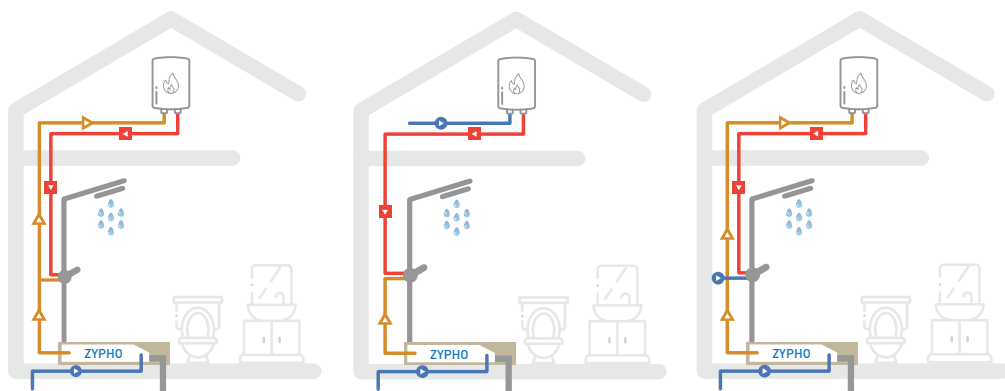


TECHNICAL CHARACTERISTICS

Description	Units	Value	
		izi 30	izi 40
Temperature Range	C°	0-60	0-60
Drinking water maximum pressure	bar	6.0	6.0
Drained water maximum flow rate (1)	L/min	25.0	12.5
Drained water recommended flow rate	L/min	12.5	7.5
Heat exchanger material (2)	-	Copper	Copper
Body Material	-	ABS	ABS

(1): Value is assuming 2cm water level. Depending on the installation, the flow rate may change.

(2): Double-wall Heat Exchanger as requested by EN1717.



1. The preheated water is transferred to the tap and the boiler.
The most efficient configuration.

2. The preheated water is transferred to the tap only.

3. The preheated water is transferred to the boiler only.

HOT WATER

PREHEATED WATER

COLD WATER

PERFORMANCE & EFFICIENCY

Flow Rate	izi 30		izi 40	
	Efficiency	Pressure drop	Efficiency	Pressure drop
5.8 L/min	31%	0.2 bar	39%	0.1 bar
9.2 L/min	28%	0.6 bar	33%	0.3 bar
12.5 L/min	25%	1.1 bar	29%	0.7 bar

Tolerances: Efficiency \pm 3 p.p. | Pressure drop \pm 0.1 bar.

ZYPHO SYSTEMS ARE CERTIFIED AND PATENTED



LEGIONELLA PREVENTION

Zypho® iZi design minimizes Legionella-related risks:

- Drain water does not stall inside the unit because the water is fully drained out at the end of every shower.
- After every shower the preheated water immediately cools below 25° C, which is a safe temperature according to WHO and European Working Group for Legionella Infections.
- Since the unit is installed relatively close to the shower mixer, the distance between the unit and the shower trap is minimized.

MAINTENANCE

Zypho® iZi Heat Exchangers have been designed to require minimal maintenance efforts. They must be installed with the shower drain provided. Periodic cleaning is recommended to optimise energy exchange. Use a non-corrosive drain cleaner or a water jet. We recommend our non-corrosive biological drain cleaner with the reference ZYMN00000C1 or our water jet brush ZYMN00000J1.